

CARNIVAL ADVENTURE™

ACCOMMODATIONS SYMBOL LEGEND

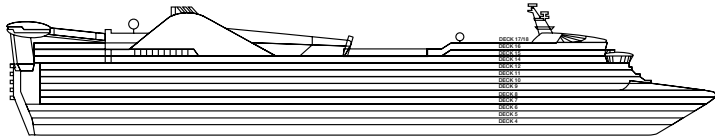
- \* Twin Beds do not convert to a King Bed
- King Bed does not convert to Twin Beds
- ★ 2 Twin Beds (convert to King) and Single Sofa Bed
- 2 Twin Beds (convert to King) and 1 Upper Pullman
- ✱ 2 Twin Beds (convert to King) and 1 Upper Pullman (Beds do not convert to King when Pullman in use)
- 2 Twin Beds (convert to King), Single Sofa Bed and 1 Upper Pullman
- † 2 Twin Beds (convert to King) and Double Sofa Bed
- 2 Twin Beds (convert to King) and 2 Upper Pullmans
- = 2 Twin Beds (convert to King), Single Sofa Bed with Convertible Bunk
- ↔ King Bed (does not convert to Twin Beds) and Double Sofa Bed
- ✳ 2 Twin Beds (convert to King) and 2 Upper Pullmans (Beds do not convert to King when Pullmans in use)
- ◁ Connecting staterooms (ideal for families and groups of friends)
- 🚭 All accommodations are non-smoking.

- Accessible Routes including Ramps
- Restrooms, Elevators, Lifts and other Accessible Areas
- Fully Accessible Staterooms (FAC)
- Fully Accessible Staterooms - Single Side Approach (FAC-SSA)
- Ambulatory Accessible Staterooms (AAC)

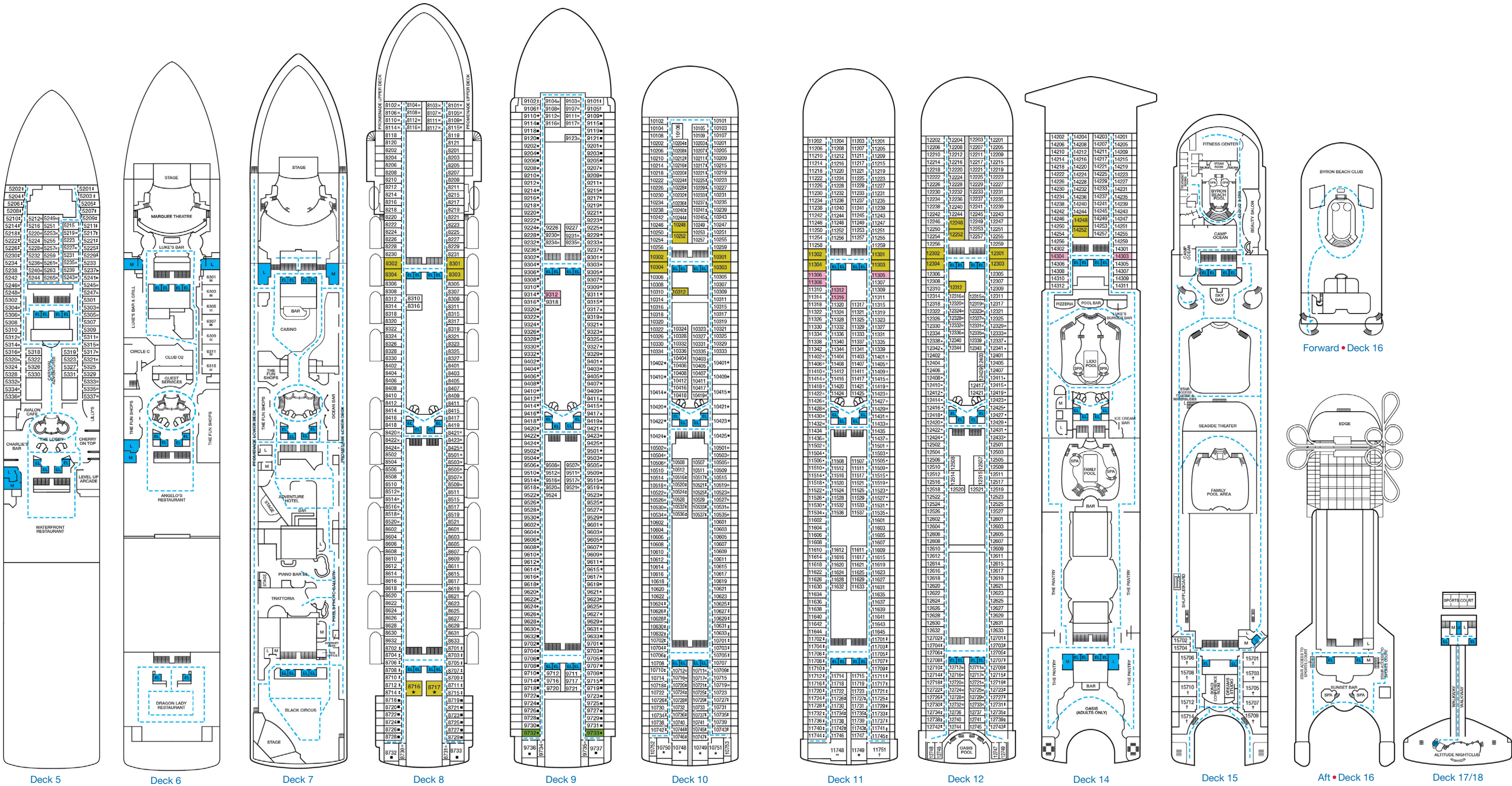
Stateroom features and layouts may vary. Deck plans subject to change.

DECK PLANS

For specific ship accessibility features, please contact:  
For US guests: Call Guest Access Services at 1-800-438-6744 ext. 70025, or visit <https://www.carnival.com/about-carnival/special-needs>  
For Australia and New Zealand guests: Call the Carnival Reservations Department, Guest Services: Australia 13 31 94; New Zealand 0800 442 095.



Gross Tonnage: 108,865 Length: 951 Feet Beam: 118 Feet  
Cruising Speed: 20 Knots Guest Capacity: 2,636 (Double Occupancy)  
Total Staff: 1,100 Registry: The Bahamas



Deck 5

Deck 6

Deck 7

Deck 8

Deck 9

Deck 10

Deck 11

Deck 12

Deck 14

Deck 15

Aft • Deck 16

Deck 17/18



CARNIVAL ENCOUNTER™

ACCOMMODATIONS SYMBOL LEGEND

- \* Twin Beds do not convert to a King Bed
- King Bed does not convert to Twin Beds
- ★ 2 Twin Beds (convert to King) and Single Sofa Bed
- 2 Twin Beds (convert to King) and 1 Upper Pullman
- ✱ 2 Twin Beds (convert to King) and 1 Upper Pullman (Beds do not convert to King when Pullman in use)
- 2 Twin Beds (convert to King), Single Sofa Bed and 1 Upper Pullman
- † 2 Twin Beds (convert to King) and Double Sofa Bed

- 2 Twin Beds (convert to King) and 2 Upper Pullmans
- ▬ 2 Twin Beds (convert to King), Single Sofa Bed with Convertible Bunk
- ↔ King Bed (does not convert to Twin Beds) and Double Sofa Bed
- ✱ 2 Twin Beds (convert to King) and 2 Upper Pullmans (Beds do not convert to King when Pullmans in use)
- ◁ Connecting staterooms (ideal for families and groups of friends)
- 🚭 All accommodations are non-smoking

- Accessible Routes including Ramps
- Restrooms, Elevators, Lifts and other Accessible Areas
- Fully Accessible Staterooms (FAC)
- Fully Accessible Staterooms - Single Side Approach (FAC-SSA)
- Ambulatory Accessible Staterooms (AAC)

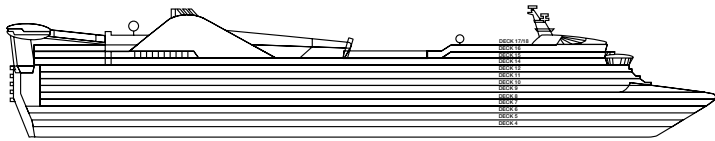
Stateroom features and layouts may vary. Deck plans subject to change.

DECK PLANS

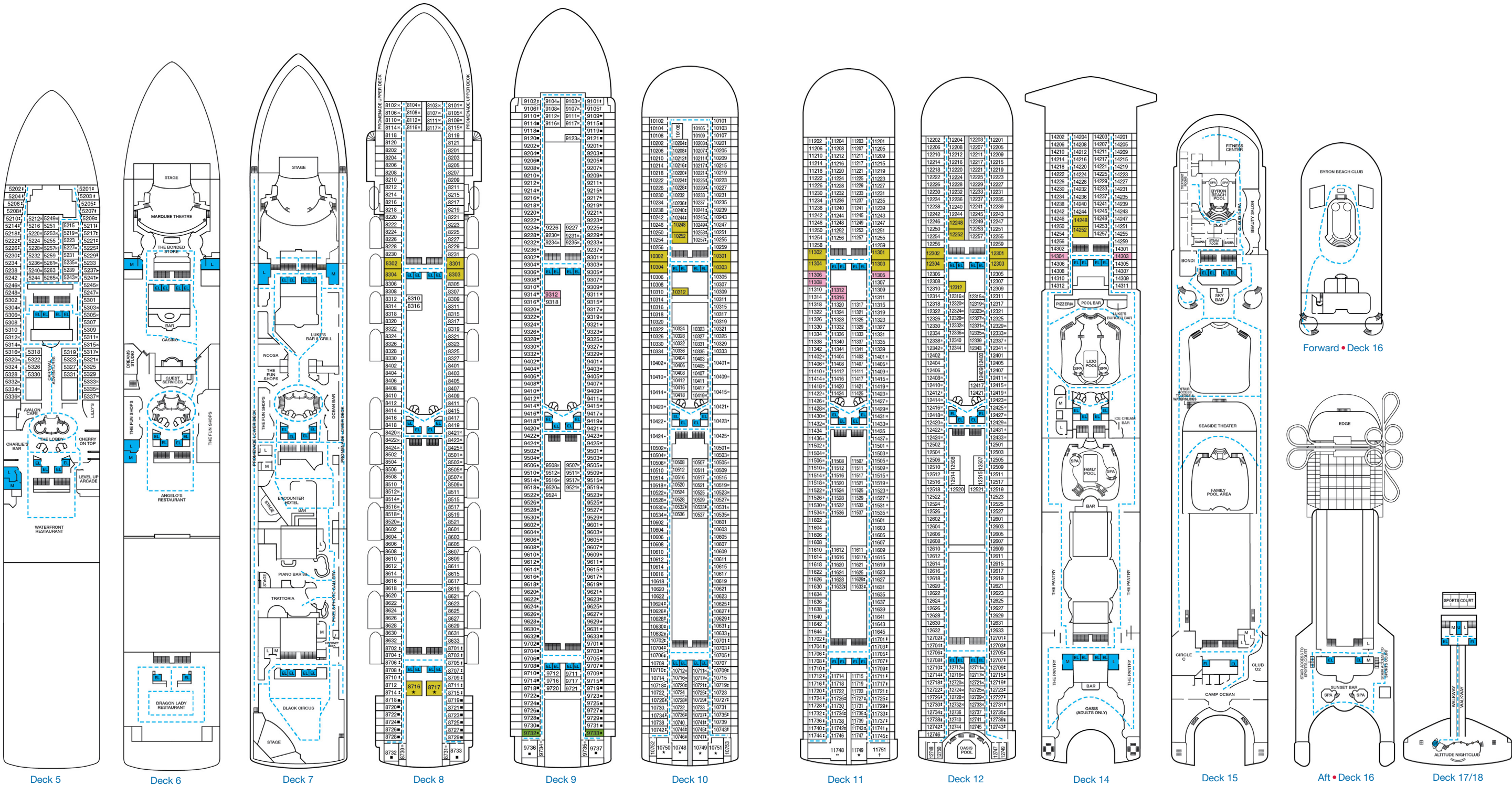
For specific ship accessibility features, please contact:

For US guests: Call Guest Access Services at 1-800-438-6744 ext. 70025, or visit <https://www.carnival.com/about-carnival/special-needs>

For Australia and New Zealand guests: Call the Carnival Reservations Department, Guest Services: Australia 13 31 94; New Zealand 0800 442 095.



Gross Tonnage: 108,865 Length: 951 Feet Beam: 118 Feet  
Cruising Speed: 20 Knots Guest Capacity: 2,636 (Double Occupancy)  
Total Staff: 1,100 Registry: The Bahamas



Deck 5

Deck 6

Deck 7

Deck 8

Deck 9

Deck 10

Deck 11

Deck 12

Deck 14

Deck 15

Aft • Deck 16

Deck 17/18



**CARNIVAL SPLENDOR®**

## ACCOMMODATIONS SYMBOL LEGEND

- ▲ Twin Bed and Single Sofa Bed
- ★ 2 Twin Beds (convert to King) and Single Sofa Bed
- 2 Twin Beds (convert to King) and 1 Upper Pullman
- ⋮ 2 Twin Beds (convert to King) and 2 Upper Pullmans
- 2 Twin Beds (convert to King), Single Sofa Bed and 1 Upper Pullman
- † 2 Twin Beds (convert to King) and Double Sofa Bed
- ≡ 2 Twin Beds (convert to King), Single Sofa Bed with Convertible Bunk

- ◆ Stateroom with 2 Porthole Windows
  - ◁ Connecting staterooms (*ideal for families and groups of friends*)
  - ✱ Twin beds do not convert to a King Bed.
  - ✱ Unisex Wheelchair Accessible Restroom
  - 🚭 All accommodations are non-smoking.
- Stateroom 7226 has whirlpool tub and shower.

- Accessible Routes including Ramps
- Restrooms, Elevators, Lifts and other Accessible Areas
- Fully Accessible Staterooms (FAC)
- Fully Accessible Staterooms - Single Side Approach (FAC-SSA)
- Ambulatory Accessible Staterooms (AAC)

Stateroom features and layouts may vary. Deck plans subject to change.

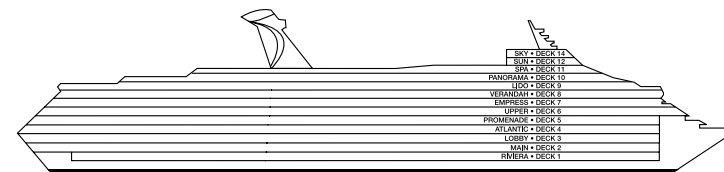
## DECK PLANS

For specific ship accessibility features, please contact:

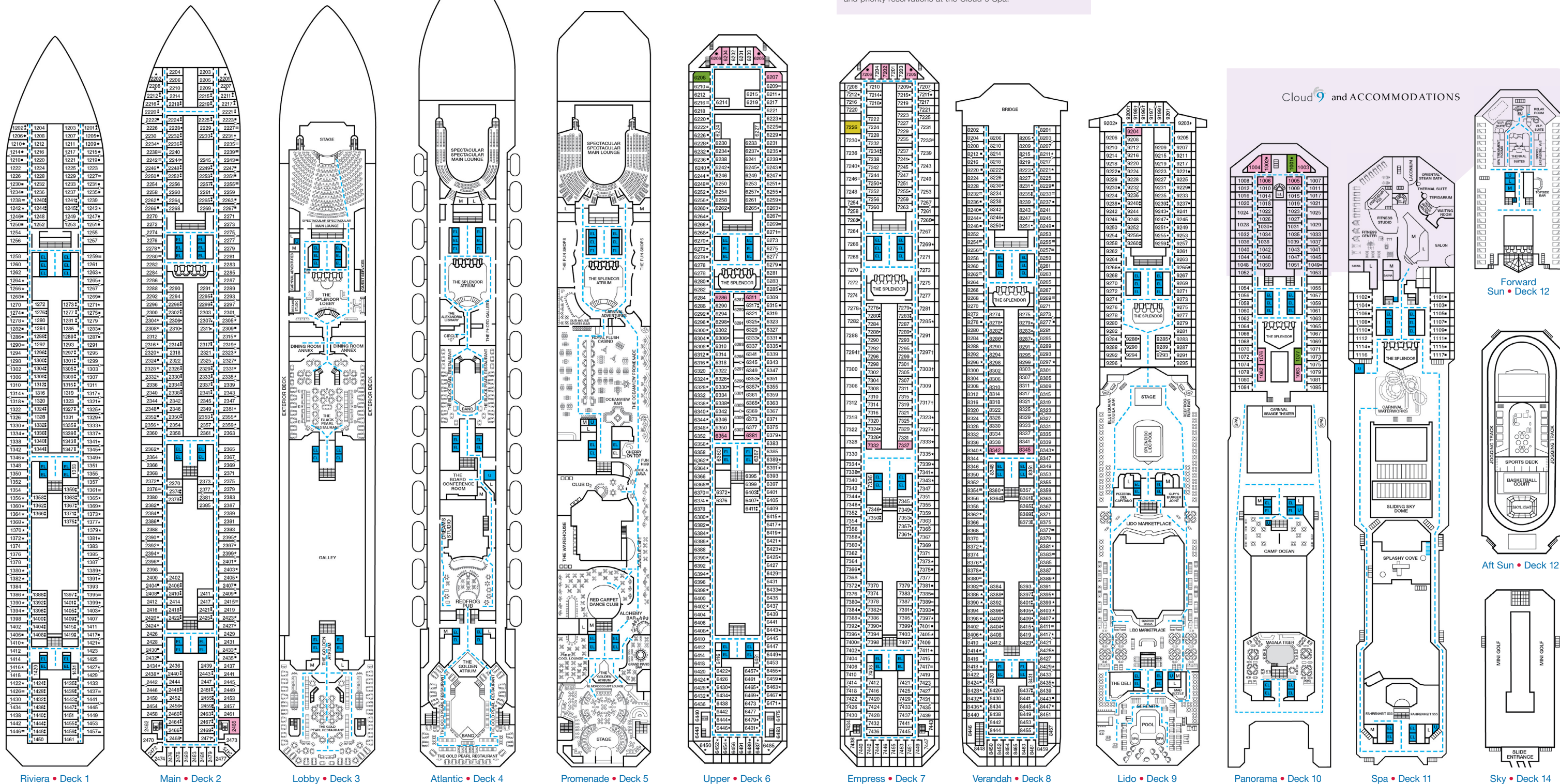
**For US guests:** Call Guest Access Services at 1-800-438-6744 ext. 70025, or visit <https://www.carnival.com/about-carnival/special-needs.aspx>

**For Australia and New Zealand guests:** Call the Carnival Reservations Department, Guest Services: Australia 13 31 94; New Zealand 0800 442 095.

Spa accommodations include private access, special amenities and priority reservations at the Cloud 9 Spa.



Gross Tonnage: 113,300 Length: 952 Feet Beam: 116 Feet Cruising Speed: 21 Knots  
Guest Capacity: 3,012 (Double Occupancy) Total Staff: 1,150 Registry: Panama





ACCOMMODATIONS SYMBOL LEGEND

- ★ Twin Beds do not convert to a King Bed
- King Bed does not convert to Twin Beds
- ★ 2 Twin Beds (convert to King) and Single Sofa Bed
- 2 Twin Beds (convert to King) and 1 Upper Pullman
- ⊗ 2 Twin Beds (do not convert to King ) and 1 Upper Pullman
- ⊙ King Bed (does not convert to Twin Beds) and Single Sofa Bed
- ⊖ King Bed (does not convert to Twin Beds) and 1 Upper Pullman

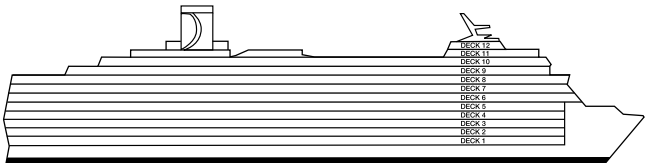
- 2 Twin Beds (convert to King) and 2 Upper Pullmans
- 2 Twin Beds (convert to King), Single Sofa Bed and 1 Upper Pullman
- ◁ Connecting staterooms (ideal for families and groups of friends)
- U Unisex Wheelchair Accessible Restroom
- ⊗ All accommodations are non-smoking.

- Accessible Routes including Ramps
- Restrooms, Elevators, Lifts and other Accessible Areas
- Fully Accessible Staterooms (FAC)
- Fully Accessible Staterooms – Single Side Approach (FAC-SSA)
- Ambulatory Accessible Staterooms (AAC)

Stateroom features and layouts may vary. Deck plans subject to change.

DECK PLANS

For specific ship accessibility features, please contact:  
For US guests: Call Guest Access Services at 1-800-438-6744 ext. 70025, or visit <https://www.carnival.com/about-carnival/special-needs.aspx>  
For Australia and New Zealand guests: Call the Carnival Reservations Department, Guest Services: Australia 13 31 94; New Zealand 0800 442 095.



Gross Tonnage: 92,720 Length: 964 feet Beam: 106 feet  
Cruising Speed: 22 Knots Guest Capacity: 2,260 (Double Occupancy)  
Total Staff: 926 Registry: The Bahamas

